

Architectural Precast Concrete **TEXTURE GUIDE**



MOLIN

Quality Concrete Solutions
since 1897

The versatile nature of concrete allows for a great variety of aesthetically pleasing textures. The selection of aggregate color, size and shape as well as surface finish and depth of exposure will determine the final appearance.

Architectural Finish Appearance Descriptions

ACID ETCH (AE)-Fine sandy texture

WATER WASH (WW)-Exposed stones raised
above the matrix surface

SANDBLAST (SB)-Various aggregate exposures
leaving aggregate with a muted or
fractured appearance

Unformed Finish Appearance Descriptions

SCREED

Normal color variations, minor indentations and ridges from troweling, minor chips and spalls are permitted. Imperfections, honeycombing or defects are permitted. Surface deviations of 1/2" or less are acceptable along with surface discoloration.

FLOAT

Normal color variations, minor indentations and ridges from troweling, minor chips and spalls are permitted. No major imperfections, honeycombing or defects are permitted. Surface deviations of 1/4" or less are acceptable along with surface discoloration.

BROOM


Normal color variations, minor indentations and ridges from troweling, minor chips and spalls are permitted. No major imperfections, honeycombing or defects are permitted. Surface deviations of 1/8" or less are acceptable along with surface discoloration.

STEEL TROWEL


Normal color variations, minor indentations and ridges from troweling, minor chips and spalls are permitted. No major imperfections, honeycombing or defects are permitted. Surface deviations of 1/8" or less are acceptable along with surface discoloration.

BURNISHED

Normal color variations, minor indentations and ridges from troweling are permitted. No minor chips or spalls, honeycombing or defects are permitted. Surface deviations of 1/16" or less are acceptable along with surface discoloration.



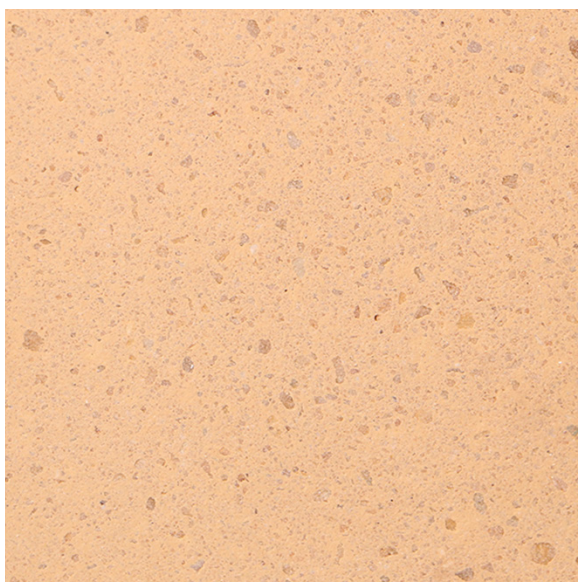
Slate-W-AE




Slate-W-SB



Slate-W-WW




Almond-W-AE



Almond-W-SB



Almond-W-WW



Storm-W-AE



Storm-W-SB



Storm-W-WW



Salmon-W-AE




Salmon-W-SB



Salmon-W-WW



Coffee-W-AE



Coffee-W-SB



Coffee-W-WW



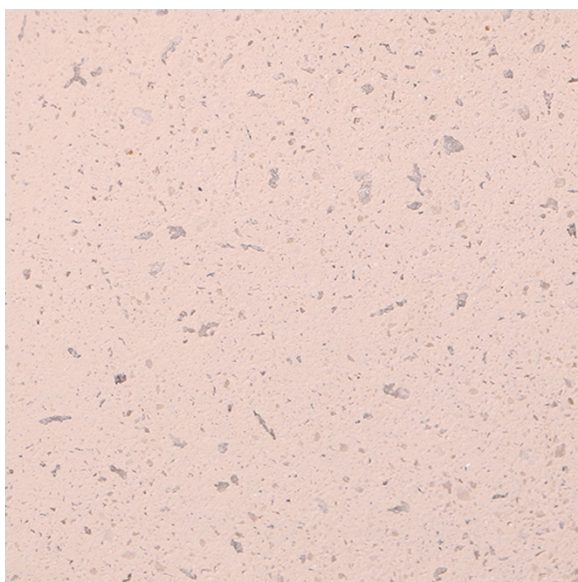
Plum-W-AE



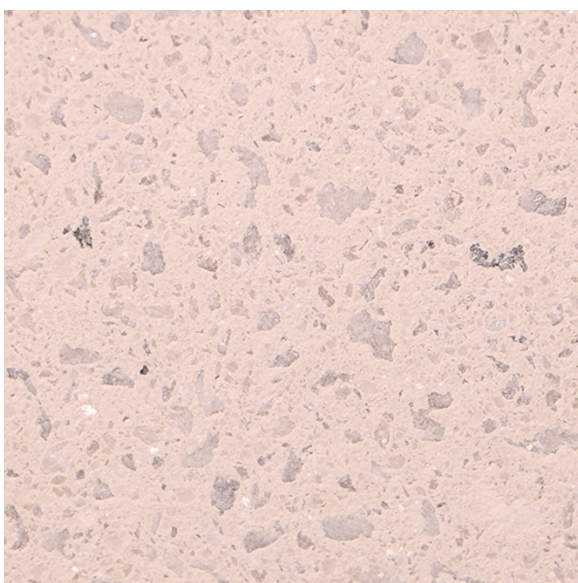
Plum-W-SB



Plum-W-WW



Pearl-W-AE



Pearl-W-SB




Pearl-W-WW




Copper-W-AE




Copper-W-SB




Copper-W-WW




Charcoal-W-AE




Charcoal-W-SB



Charcoal-W-WW



Leather-W-AE



Leather-W-SB



Leather-W-WW



Cinnamon-W-AE




Cinnamon-W-SB



Cinnamon-W-WW



Granola-W-AE



Granola-W-SB



Granola-W-WW



Molin Concrete Product has the capability of using various combinations of aggregate & sands, finishing techniques, cast-in patterns and casting in thin products like brick or stone. Please contact your Molin representative for additional information or to request samples.



Glue Panel



Quality Concrete Solutions
since 1897

DESIGNERS | MANUFACTURERS | INSTALLERS
STRUCTURAL & ARCHITECTURAL
PRECAST/PRESTRESSED CONCRETE

651.786.7722 | 800.336.6546

www.MOLIN.com

CORPORATE OFFICE

415 Lilac Street, Lino Lakes, MN 55014

AUTOMATED WALL PANEL PLANT

6820 143rd Avenue, Ramsey, MN 55303