

# MOLIN

Architectural  
Precast Concrete

## COLOR AND TEXTURE GUIDE

A detailed architectural line drawing of a modern building. The drawing is a wireframe, showing the structural elements of the building, including multiple levels, balconies, and a central entrance area. The lines are thin and grey, set against a white background. The building has a complex, multi-tiered design with various rectangular and square forms. The drawing is positioned in the middle of the page, below the main title and above the bottom text.

**125+ YEARS OF**  
CONCRETE  
INNOVATIONS

## **Start your precast project with confidence.**

Choosing the right color and texture is essential to any successful precast project. Our 4" x 4" samples provide a hands-on way to explore standardized mix designs, featuring locally sourced aggregates and premium finishes. Whether you're in the early design phase or finalizing details, these samples offer a tangible look at our architectural precast capabilities.

Order your samples today at [www.molin.com](http://www.molin.com)! Have them delivered directly to your office by one of our experienced sales representatives to discuss your project needs.

# **MOLIN**

Quality Concrete Solutions Since 1897



# Architectural Finish Appearance Descriptions

**E - ETCH - Fine sandy texture**



**SBL - SANDBLAST LIGHT - Removal of matrix and fine sand exposing edges of select coarse aggregates.**



**SBM - SANDBLAST MEDIUM - Further removal of matrix and fine sand to allow coarse aggregates to showcase more surface area.**



**WATER WASH (WW) - Exposed aggregate raised above the matrix**



**Our Texture Guide is  
arranged by color**

**100 series - Whites/Light Gray**

**200 series - Buff tones**

**300 series - Charcoals**

**400 series - Browns**

**500 series - Reds**





100E



100SBL



100SBM



100WW



120E



120SBL



120SBM



120WW



121E



121SBL



121SBM



121WW



122E



122SBL



122SBM



122WW



123E



123SBL



123SBM



123WW





200E



200SBL



200SBM



200WW



201E



201SBL



201SBM



201WW



211E



211SBL



211SBM



211WW



212E



212SBL



212SBM



212WW





213E



213SBL



213SBM



213WW



238E



238SBL



238SBM



238WW



244E



244SBL



244SBM



244WW



245E



245SBL

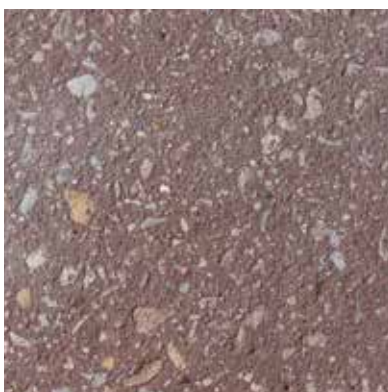


245SBM



245WW





246E



246SBL



246SBM



246WW



249E



249SBL



249SBM



249WW



250E




250SBL



250SBM



250WW



251E



251SBL



251SBM



251WW





315E



315SBL



315SBM



315WW



316E



316SBL



316SBM



316WW



317E



317SBL



317SBM



317WW



318E



318SBL



318SBM



318WW





415E



415SBL



415SBM



415WW



416E



416SBL




416SBM



416WW



417E



417SBL



417SBM



417WW



514E



514SBL




514SBM



514WW





515E



515SBL



515SBM



515WW



516E



516SBL



516SBM



516WW

# Sample boards available by request

**100 series - Whites/Light Gray**

**200 series - Buff tones**

**300 series - Charcoals**

**400 series - Browns**

**500 series - Reds**



**Call (800) 336-6546  
to speak with a  
Molin Representative**

## Precision finishing for superior quality.

At Molin Concrete Products, quality is built into every detail—including the final finish. Our state-of-the-art proprietary finishing booth sets a new industry standard, delivering consistent, high-quality textures that surpass traditional sandblasting methods. Designed for precision and uniformity, our advanced etching and blasting process ensures a superior finish, enhancing both durability and aesthetic appeal.

Experience the Molin difference—where precision meets performance.



# MOLIN

Quality Concrete Solutions Since 1897



415 Lilac Street  
Lino Lakes, MN 55014  
(800) 336-6546 • [molin.com](http://molin.com)