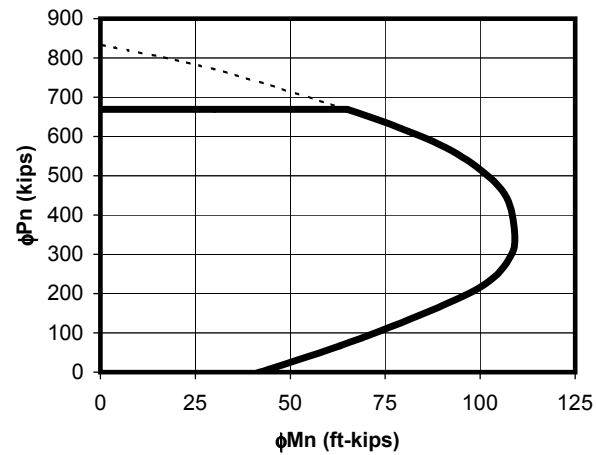


Column Design

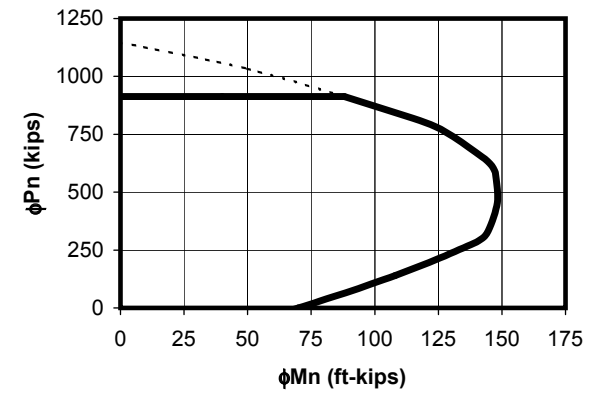
ϕP_n = Design Axial Strength
 ϕM_n = Design Flexural Strength

| | |
|--------------------------------------------|---------------|
| $f'_c=9000\text{psi}$ | |
| $f_y = 60,000\text{psi}$ | |
| 12x12 | (4)-#6 |
| 12x16 | (4)-#8 |
| 16x16 | (4)-#8 |
| 20x20 | (8)-#8 |
| 24x24 | (8)-#8 |

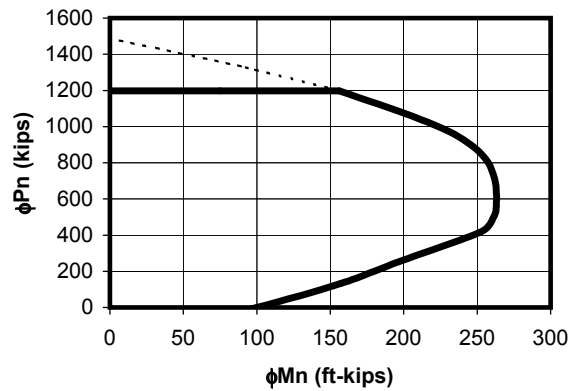
12x12 Interaction Curve



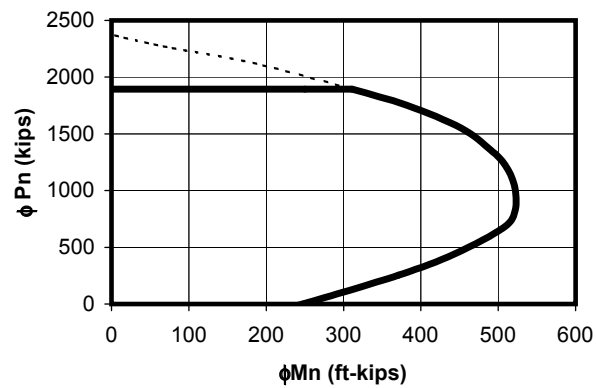
12x16 Interaction Curve



16x16 Interaction Curve



20x20 Interaction Curve



24x24 Interaction Curve

